

UNIT TEN – “G” SECTION – COLUMBARIUM  
SIDE “A” (outside curve facing towards Hemlock)

# BIRCH

























Installed Oct-2024

721	722	723	724	725	726	727	728
729	730	731	732	733	734	735	736
737	738	739	740	741	742	743	744
745	746	747	748	749	750	751	752
753	754	755	756	757	758	759	760

UNIT TEN – “G” SECTION – COLUMBARIUM  
 SIDE “B” (inside curve facing towards Spruce)

# BIRCH

Installed Oct 2024

 761	 762	 763	 764	 765	 766	 767	 768
 769	 770	 771	 772	 773	 774	 775	 776
 777	 778	 779	 780	 781	 782	 783	 784
785	786	787	788	789	790	791	792
793	794	795	796	797	798	799	800